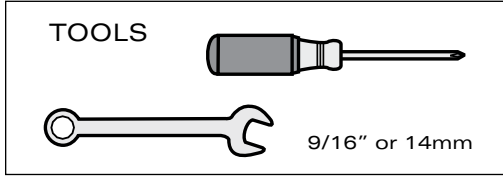



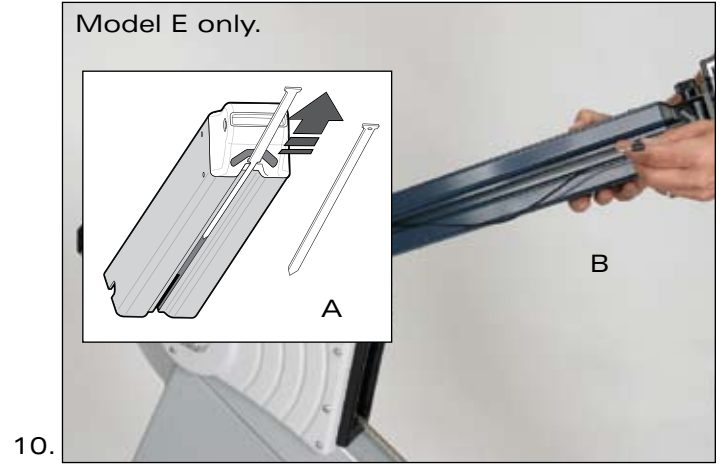

# AXLE & SPROCKET REPLACEMENT - MODEL D & E

0807



# AXLE & SPROCKET REPLACEMENT - MODEL D & E

7. Note: For Model D proceed to step 13.  
For Model E proceed to step 8.





# AXLE & SPROCKET REPLACEMENT - MODEL D & E




15.



16.

Remove old axle and replace with new axle.



If you are not replacing the sprocket, proceed to step 21.

18.



17.



19.



20.



21.

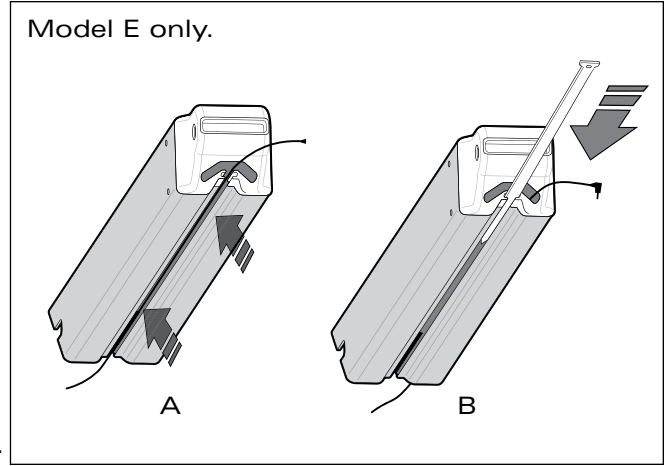



22.

# AXLE & SPROCKET REPLACEMENT - MODEL D & E

To reassemble Model D follow steps 23-36, omitting steps 27-31.

To reassemble Model E follow steps 23-36.



# AXLE & SPROCKET REPLACEMENT - MODEL D & E

